

Directions:

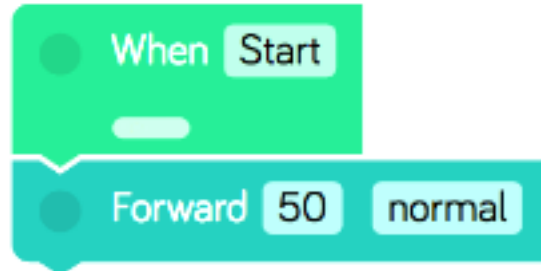
1. Cut out cards along the dotted lines.
2. Mix up cards and lay them in rows, face down.
3. Turn over any two cards. If they match, keep them. If they don't, turn them back over. Remember, the "to code" card needs to match the "Blockly code" card.
4. The game is over when all the cards have been matched and the player with the most pairs, wins.
5. ALTERNATIVE: Have a player act out a "to code" card and the other player has to match it with the "Blockly code" card.

To Code Pieces

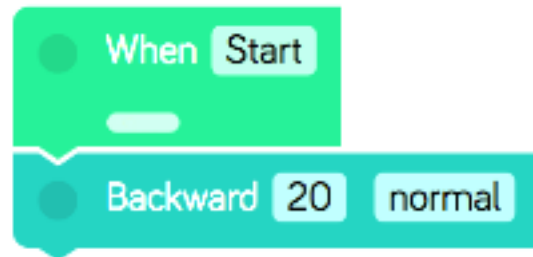
Blockly Code Pieces



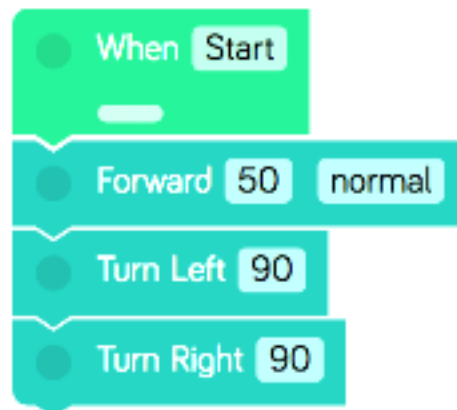
Drive Forward



Drive Backward



**Drive Forward
Turn Left
Turn Right**





**Drive Forward
Turn Right
Turn Left**

```
When Start  
  Forward 50 normal  
  Turn Right 90  
  Turn Left 90
```



Look Left

```
When Start  
  Look left 90
```

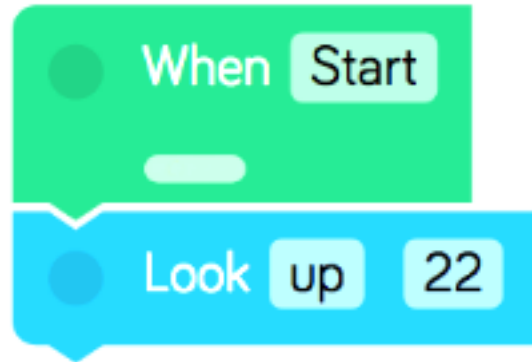


Look Right

```
When Start  
  Look right 90
```



Look Up



Look Down



Look Straight





**Drive Forward
Look Straight**

```
When Start
  Forward 20 normal
  Look straight 0
```



All Lights Yellow

```
When Start
  All Lights yellow
```



**Drive Backward
Look Right**

```
When Start
  Backward 20 normal
  Look right 90
```



All Lights Red Look Right

```
When Start
All Lights [Red]
Look right 90
```



Dash Says Hi

```
When Start
Say Dash Hi
```

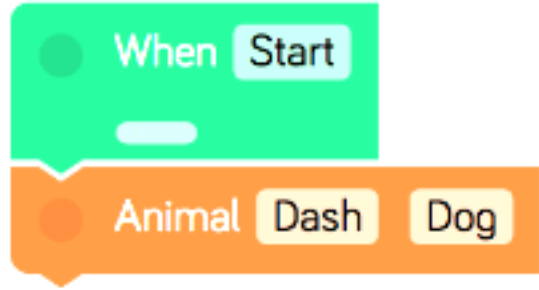


Cat Sound

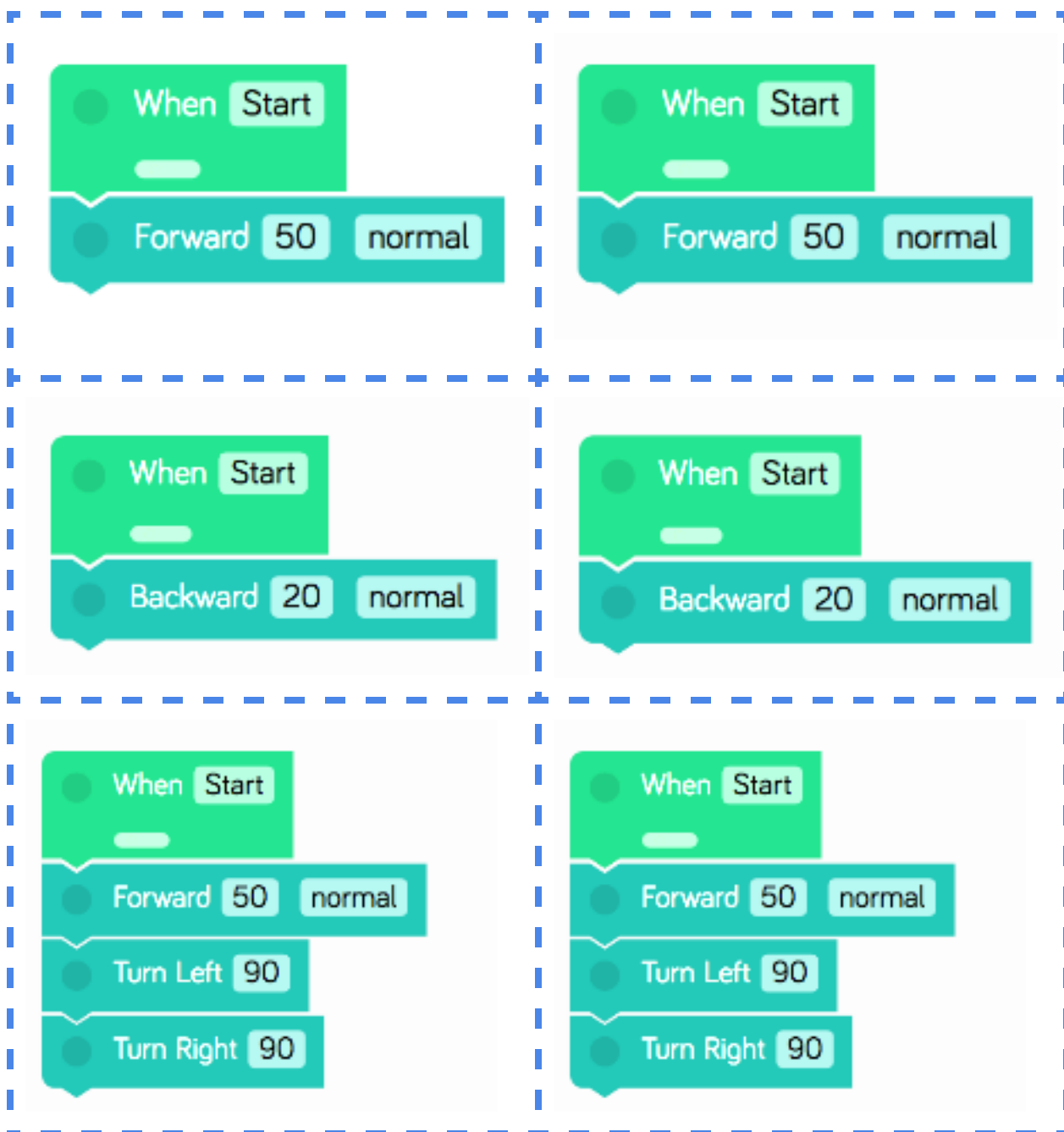
```
When Start
Animal Dash Cat
```



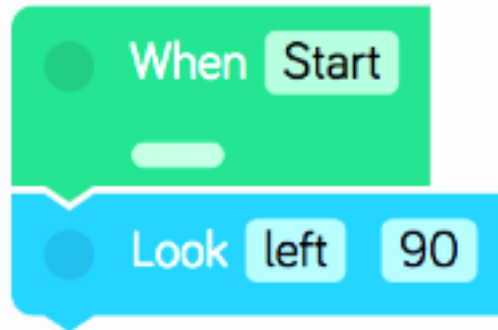
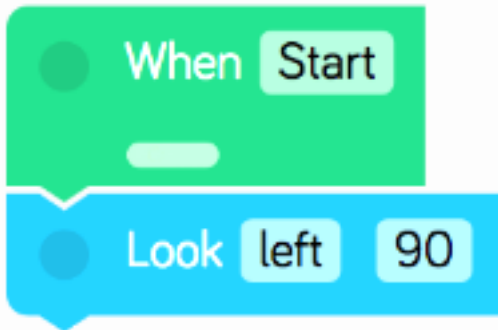
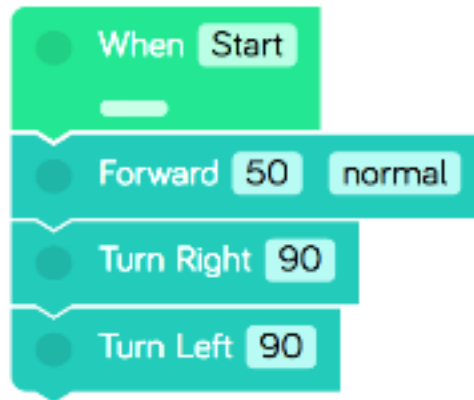
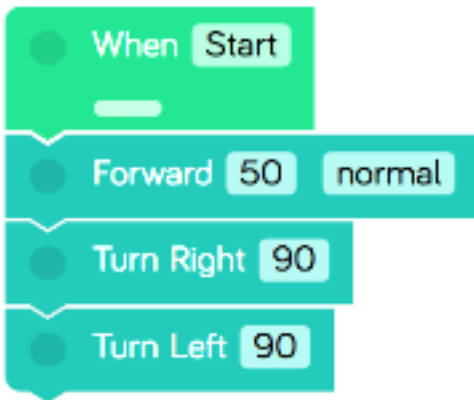
Dog Sound

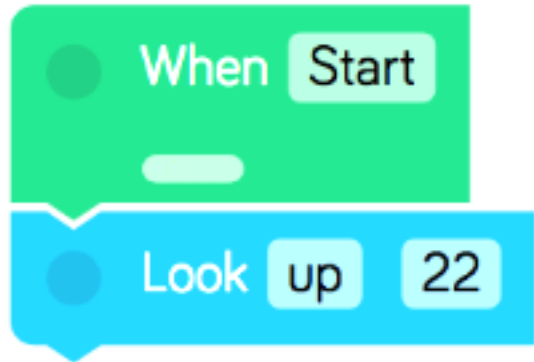
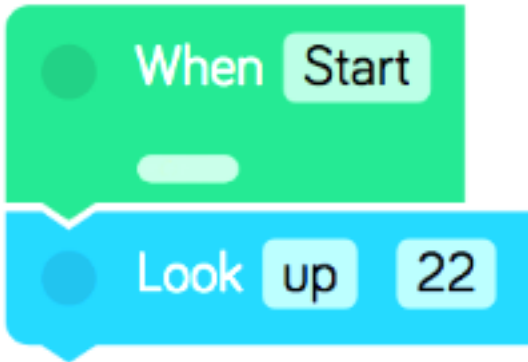


1. Cut out cards along the dotted lines.
2. Mix up cards and lay them in rows, face down.
3. Turn over any two cards. If they match, keep them. If they don't, turn them back over. Remember, the "to code" card needs to match the "Blockly code" card.
4. The game is over when all the cards have been matched and the player with the most pairs, wins.



Game Set #2





```
When Start
  Forward 20 normal
  Look straight 0
```

```
When Start
  Forward 20 normal
  Look straight 0
```

```
When Start
  All Lights
```

```
When Start
  All Lights
```

```
When Start
  Backward 20 normal
  Look right 90
```

```
When Start
  Backward 20 normal
  Look right 90
```

